





8.5 BPM Platform Release Notes





RELEASE NOTES

WEBRATIO BPM PLATFORM 8.5

Copyright © 2015 WebRatio s.r.l – All rights reserved.

This document is protected by copyright and distributed under licenses restricting its use, copying, distribution, and decompilation. No part of this document may be reproduced in any form by any means without prior written authorization of WebRatio and its licensors, if any.

WebRatio, the WebRatio logo, are trademarks or registered trademarks of WebRatio in Italy and other countries.

DOCUMENTATION IS PROVIDED "AS IS" AND ALL EXPRESS OR IMPLIED CONDITIONS, REPRESENTATIONS, AND WARRANTIES, INCLUDING ANY IMPLIED WARRANTY OF MERCHANTABILITY, FITNESS FOR A PARTICULAR PURPOSE OR NON-INFRINGEMENT, ARE DISCLAIMED, EXCEPT TO THE EXTENT THAT SUCH DISCLAIMERS ARE HELD TO BE LEGALLY INVALID.

THIS MANUAL IS DESIGNED TO SUPPORT AN INSTRUCTOR-LED TRAINING (ILT) COURSE AND IS INTENDED TO BE USED FOR REFERENCE PURPOSES IN CONJUNCTION WITH THE ILT COURSE. THE MANUAL IS NOT A STANDALONE TRAINING TOOL. USE OF THE MANUAL FOR SELF-STUDY WITHOUT CLASS ATTENDANCE IS NOT RECOMMENDED.

Ce document est protégé par un copyright et distribué avec des licences qui en restreignent l'utilisation, la copie, la distribution, et la décompilation. Aucune partie de ce document ne peut être reproduite sous aucune forme, par quelque moyen que ce soit, sans l'autorisation préalable et écrite de WebRatio s.r.l.

LA DOCUMENTATION EST FOURNIE "EN L'ETAT" ET TOUTES AUTRES CONDITIONS, DECLARATIONS ET GARANTIES EXPRESSES OU TACITES SONT FORMELLEMENT EXCLUES, DANS LA MESURE AUTORISEE PAR LA LOI APPLICABLE, Y COMPRIS NOTAMMENT TOUTE GARANTIE IMPLICITE RELATIVE A LA QUALITE MARCHANDE, A L'APTITUDE A UNE UTILISATION PARTICULIERE OU A L'ABSENCE DE CONTREFAÇON.

CE MANUEL DE RÉFÉRENCE DOIT ÊTRE UTILISÉ DANS LE CADRE D'UN COURS DE FORMATION DIRIGÉ PAR UN INSTRUCTEUR (ILT). IL NE S'AGIT PAS D'UN OUTIL DE FORMATION INDÉPENDANT. NOUS VOUS DÉCONSEILLONS DE L'UTILISER DANS LE CADRE D'UNE AUTO-FORMATION.

WebRatio srl

P.le Cadorna, 10 – 20123 Milano ITALY

Tel. +39 02 3671 4280 – Fax +39 02 3671 4291

www.webratio.com – contact@webratio.com – webratio@pec.webratio.com



TABLE OF CONTENTS

Table of Contents.....	3
Introduction	4
Generate and Run on Cloud Wizard	5
Action Definition Modeling Improvements	6
BPM Build Configurations	7
BPM driven Mail Notifications	9
Task Policies	10
Import & Export of BPM Processes	11
Rest API Improvements	12
Definition Services	12
History Services.....	12
Process Archives Services	12
Process Services Improvements.....	13
WADL Definition.....	13
Fixed in 8.5.5	14
Fixed in 8.5.3	14
Fixed in 8.5.2	14
Fixed in 8.5.1	15
Fixed in 8.5.0	15
Older Releases	16
System Requirements.....	16
WebRatio Development Platform.....	16
Operating System	16

RELEASE NOTES

INTRODUCTION

WebRatio BPM Platform is a powerful development environment that supports Business Analysts in building an application that manages their business process through a BPM engine. Let's look at the main functionalities of this product release.

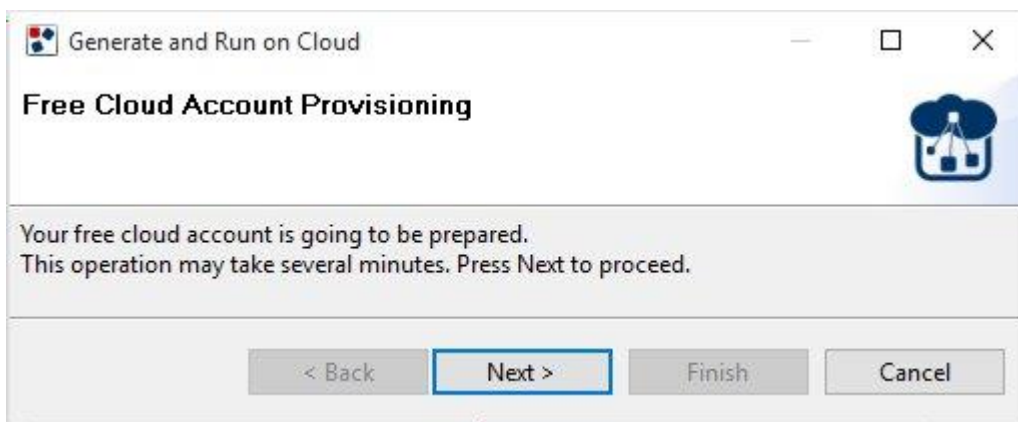


GENERATE AND RUN ON CLOUD WIZARD

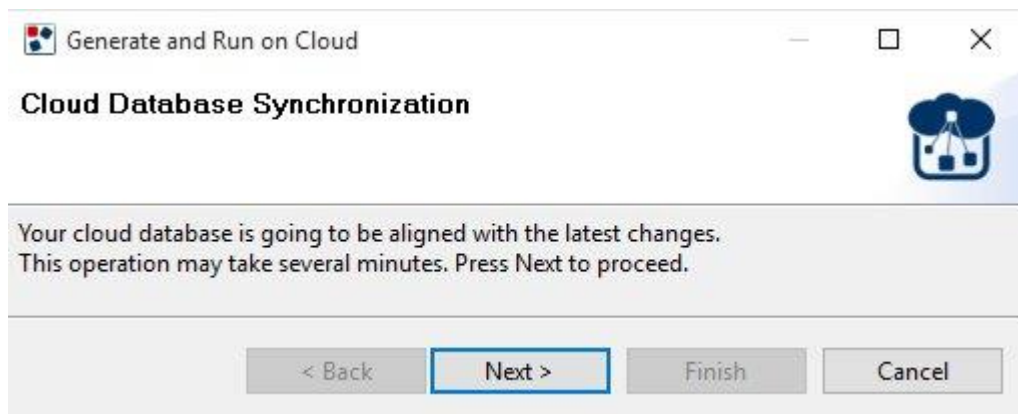
GENERATE AND RUN ON CLOUD WIZARD

The user experience of the “Generate and Run on Cloud” option has been improved introducing a wizard. The wizard briefly explains which are the actions operated by the tool; it takes also into account also the cloud database management so that you can really run your application with a single click. The wizard is composed by three steps:

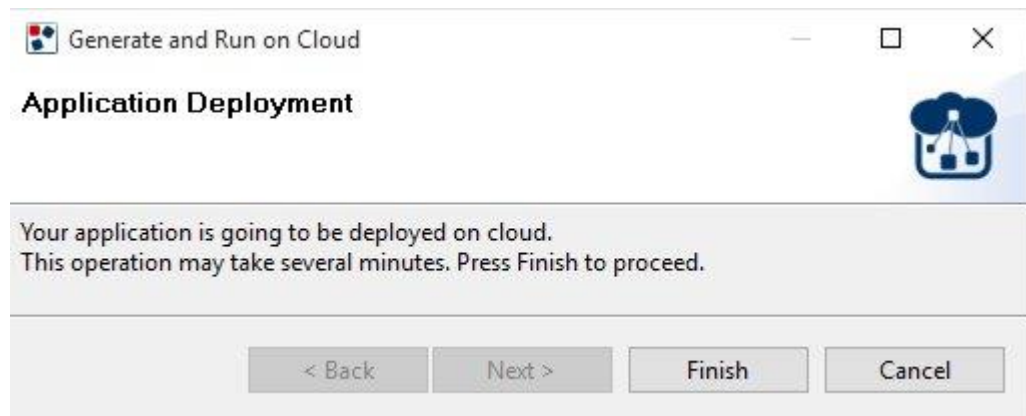
1. **Free Cloud Account Provisioning.** WebRatio Platform prepares the free cloud account that hosts your application.



2. **Cloud Database Synchronization.** WebRatio Platform aligns the database of your free cloud account with the latest changes done on the Domain Model.

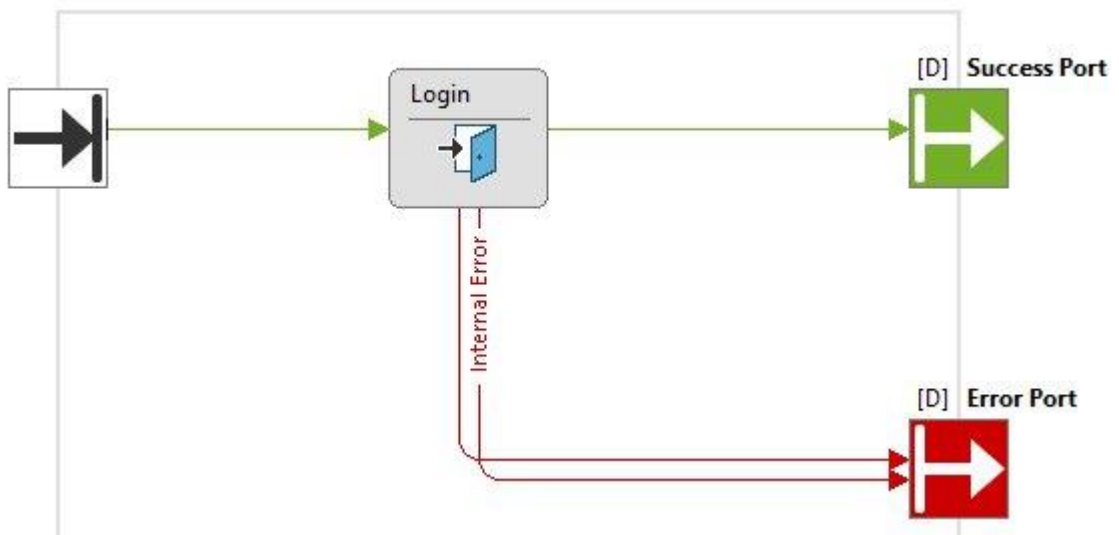


3. **Application Deployment.** WebRatio Platform generates and deploys the application on your free cloud account.



ACTION DEFINITION MODELING IMPROVEMENTS

The flows contained in an action definition have been restyled to improve model readability.

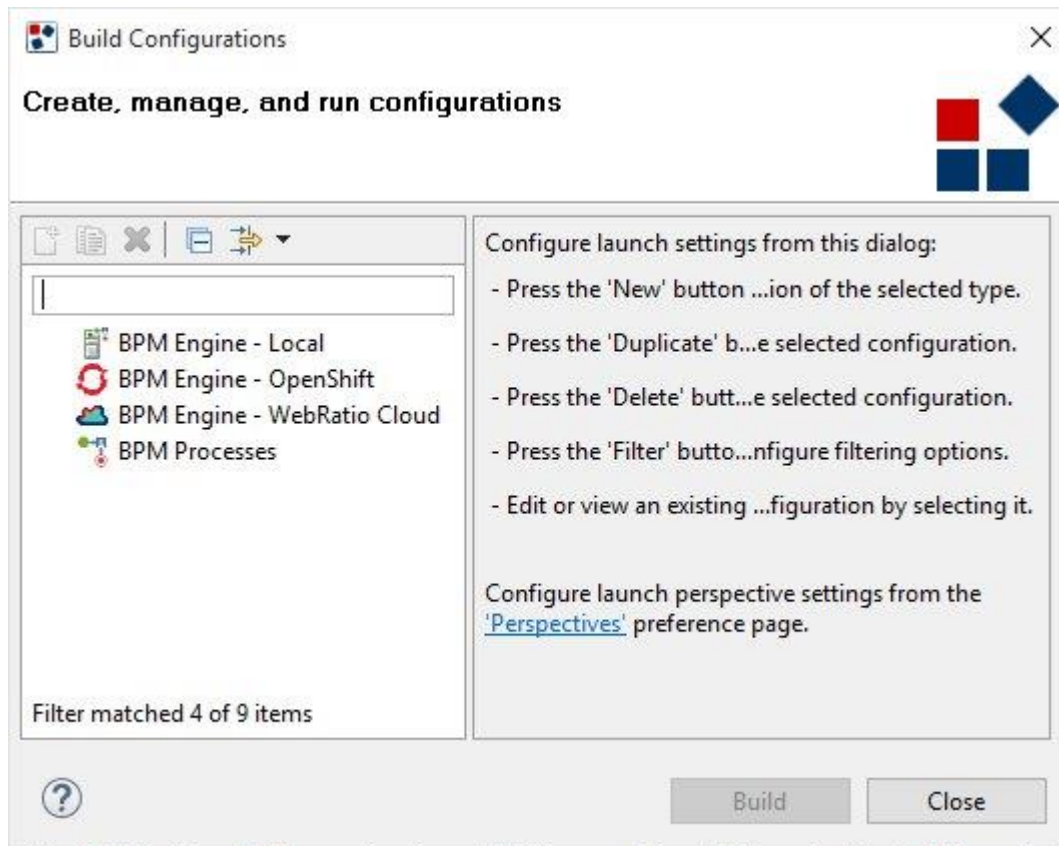




BPM BUILD CONFIGURATIONS

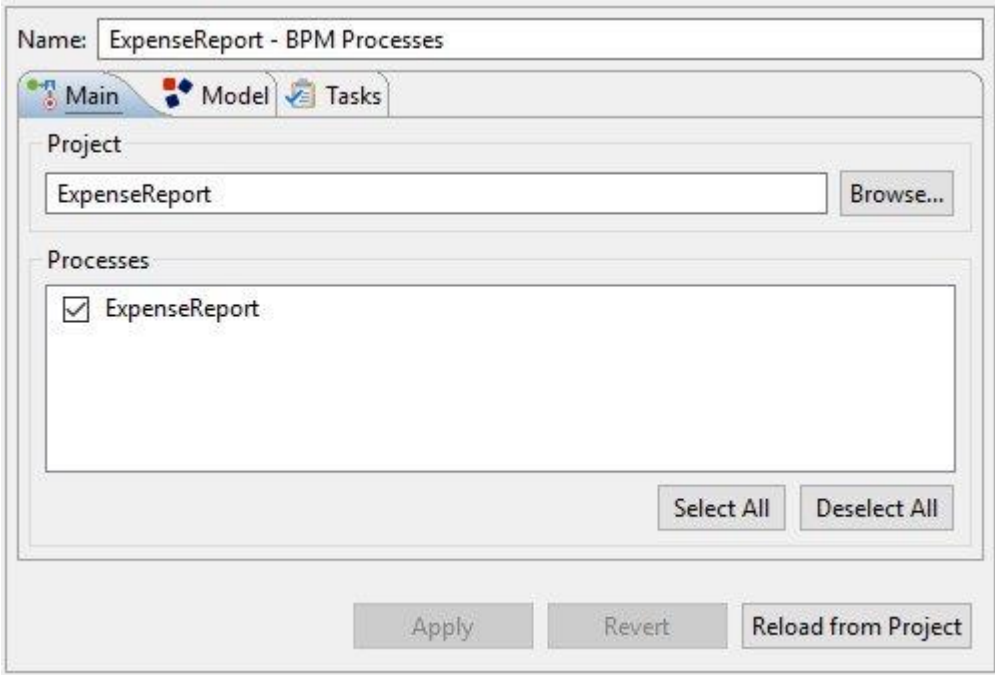
BPM BUILD CONFIGURATIONS

You can now create build configurations both for deploying the BPMN Engine and for deploying the Processes. You can choose whether to deploy your BPMN Engine on premises or in the cloud, using one of the configurations shown in the image below.



You can also build a set of BPM Processes in order to get a process archive file (PAR) and upload it on a running BPMN Engine. The build configuration allows you to select which are the business process you want to include in the archive (see image below) and to specify which is the BPM Engine into which you want to upload the archive.

RELEASE NOTES





BPM DRIVEN MAIL NOTIFICATIONS

BPM DRIVEN MAIL NOTIFICATIONS

You can now specify in the business process whether the assignee of a task should be notified by email about the new activity. You just have to enable the “Mail” option in the Notification section of the Properties View. You can decide whether to set the notification on the entire lane or on a specific sequence flow. You can see a preview of the available properties in the following image.



You can also set the SMTP server used to send Mail Notifications, filling in the dedicated properties in the BPMN project.

TASK POLICIES

You can now specify on a User Task which is the policy to apply to assign the task to a specific user/role involved in the business process: "Distribution Policy". Moreover you can also set how the business process must behave when a user releases a task he was working on: "Leave Policy". For each policy you have several options available. Read below for further information.

Distribution Policy

- **Allocate to First User in Lane:** the activity is assigned to the user who completed a task in the lane for the very first time.
- **Offer to All:** the activity is made available to all the users belonging to roles able to access the lane.
- **Offer to Previous Role:** a backward search is performed on the users who completed previous tasks, starting from the last one; if the user's role is also associated with the current lane, then the activity is made available to all the users belonging to such role.
- **Allocate to Previous User:** a backward search is performed on the users who completed previous tasks, starting from the last one; if the user belongs to a role associated with the current lane, then the activity is assigned to such user.
- **Allocate to One (Balanced):** the activity is assigned to the least busy user belonging to a role associated with the current lane.

Leave Policy

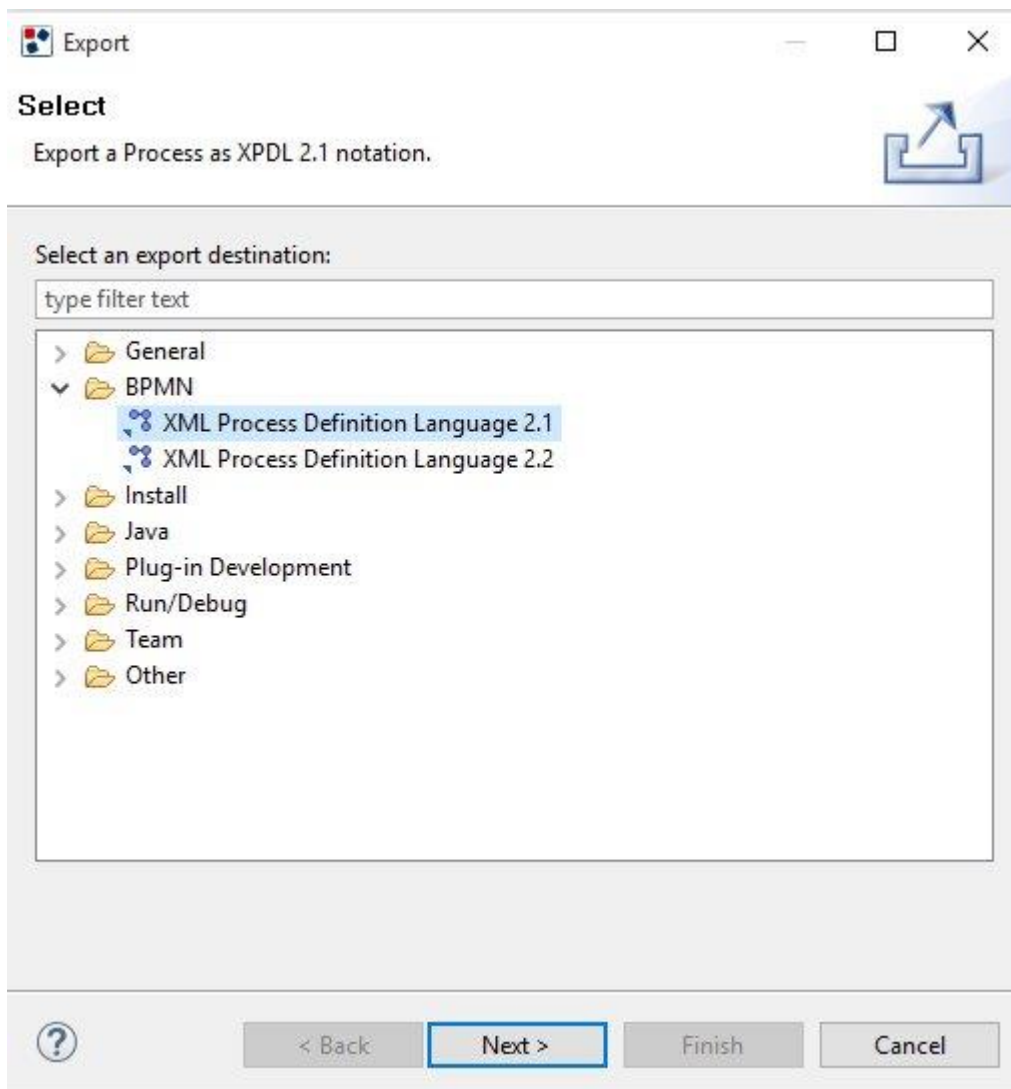
- **Reset:** the activity status remains active but the activity is released from the current user restoring the assignment information as the activity is ready.
- **Offer to All:** the activity is released from the current user and is made available to all the users belonging to roles able to access the lane.
- **Offer to Role:** the activity is released from the current user and is made available to all the users belonging to the same role of the current user.
- **Reapply Distribution:** the activity is released from the current user and the distribution policy is executed to decide the new assignee.



IMPORT & EXPORT OF BPM PROCESSES

IMPORT & EXPORT OF BPM PROCESSES

You can now import and export BPM processes using the XPD 2.1 and/or XPD 2.2 standard notation. You just have to select from the main menu the options File -> Import or File -> Export and select the target format.



REST API IMPROVEMENTS

Definition Services

You can now retrieve the live process definitions and signal definitions using two dedicated methods. These methods can be invoked only by bpm process administrators.

Definition Services		Show/Hide	List Operations	Expand Operations
GET	/process-definitions			Get Process Definitions
GET	/signal-definitions			Get Signal Definitions

History Services

All executed processes are archived in a history when they are completed. You can now use a set of dedicated REST APIs methods in order to query the process history. You can see in the following image which are the available methods.

History Services		Show/Hide	List Operations	Expand Operations
GET	/historic-tasks/{taskId}			Get Historic Task
GET	/historic-processes/{processId}			Get Historic Process
GET	/historic-processes/{processId}/tasks			Get Historic Process Tasks
GET	/historic-processes			Get Historic Processes

Process Archives Services

You can now deploy the generated processes in an existing BPM Engine using the dedicated REST APIs method available. In this way it's possible to update the business processes definitions without shutting down the BPM Engine. Every time a new deploy is done, the business process definitions are automatically versioned by the BPM Engine.

Process Archive Services		Show/Hide	List Operations	Expand Operations
GET	/process-archives/{processArchiveId}			Upload a Process Archive
GET	/process-archives			Upload a Process Archive
POST	/process-archives			Upload a Process Archive



WADL DEFINITION

Process Services Improvements

You can now throw signals and messages from the BPMN Engine using the two new available methods.

Process Services		Show/Hide	List Operations	Expand Operations
GET	/processes/{processId}			Get Process
POST	/processes			Start Process
GET	/processes/{processId}/diagram			Get Process Diagram
POST	/events/signals			Send Broadcast Signal
POST	/events/message			Send Broadcast Message

WADL DEFINITION

WebRatio BPM Platform provides the additional WADL representation of the engine's API, that is published on the dedicated URL (<http://<host>:<port>/<application-name>/wadl>).

RELEASE NOTES

FIXED IN 8.5.5

- Fixed the link to the Release Notes 8.5 document in the Learning Center page.

FIXED IN 8.5.3

- Improved the Find Model Problem command on BPMN projects. Now, a check is also performed for the source database of the BPMN Engine defined in the Project node, so that if the database is not set in the property, it is reported as an error.

FIXED IN 8.5.2

- Fixed the generation process of BPMN projects. Now, when you generate and run on cloud a BPMN project to all bpm engine tables, created for the database, they will be assigned the "bpm_" prefix to discriminate from tables used in other projects deployed on the cloud.
- Solved a problem related to the Derby database used in a BPMN project that caused an error when you call the register service.
- In a BPMN project, when you select the database in the Properties View of the Project tab, the selected schema is now correctly shown on the referenced BPM engine database.
- Fixed the usability of the Swagger page for a BPMN project. Now, the first time you expand a method node, e.g. login method, the swagger page is not refreshed.



FIXED IN 8.5.1

FIXED IN 8.5.1

- Fixed a problem of the Cloud Account View that prevented the user from seeing the information of an Openshift application. Now when you have more than one application in your Openshift account, you can correctly see the information of each application.
- The Authorization field in the swagger page is now preloaded with the current logged in user. In this way it's easiest to execute the REST APIs methods.
- Now when a task is created, the notification message will be sent to the user that is the owner of this task, and to all users that have the same role belonging to the task. If neither a user nor a role has been set, the notification is sent to all users having visibility on the created task.

FIXED IN 8.5.0

- When on an Intermediate Catching Timer Event is added a trigger, in the Outline View this trigger is now properly shown as a child of the event.
- A limitation has been introduced for an added trigger to an Intermediate Catching Timer. A trigger can have "Specific Date" or "Relative Time" as the schedule policy.
- Solved a problem that caused an error when you generate a BPMN project, which is shared on a CVS repository.

RELEASE NOTES

OLDER RELEASES

Here you can find the release notes of previous WebRatio Mobile Platform releases:

- [WebRatio BPM Platform 8.4 Release Notes](#)

SYSTEM REQUIREMENTS

WebRatio Development Platform

Operating System

- Microsoft Windows Vista or higher, 64 bit
- Linux, 64 bit
- Mac OSX 10.7 (Lion) or higher, 64 bit

Installing WebRatio Development Platform also requires:

- Disk Space: 600 MB
- RAM: 4 GB minimum, suggested is 8 GB

learn.webratio.com

